







WUXGA Professional Installation Laser Projector ZU850



Spectacular image quality, high brightness, and state-of-the-art laser technology with low maintenance



-  Sharp and luminous image with 8,000 lumens
-  DuraCore: maintenance-free laser light source at full brightness up to 30,000 hours
-  MultiColor Laser technology provides a wider color gamut with high brightness
-  Integrated edge-blending and image warping with portrait and 360° operation
-  Robust connectivity, including HDMI, HDBaseT, 3G-SDI and wireless mirroring via USB adapter
-  Multiple interchangeable optical lens options with 24/7, 360° and portrait mode operation

PROSCENE



The Optoma ZU850 is an 8,000 lumen WUXGA professional installation projector designed for large meeting rooms, museums, auditoriums, houses of worship and broadcast environments demanding vibrant colors, consistent brightness and stunning quality. Laser phosphor technology delivers powerful brightness with up to 30,000 hours of operation.

It's engineered to suit complex installation requirements for professional image projection. The dust-sealed and filter-free design with IP6X certification keeps the optical system performing optimally with minimal maintenance. A variety of premium lens options, motorized lens-shift, zoom and focus with 360° and portrait operation ensure installation flexibility for virtually all needs.

CONNECTIVITY (May require optional accessories)



Computers



Smart Phones



Tablets



3D Blu-ray/DVD Players



Broadcasting Camera



Apple TV®



Chromecast™

WUXGA PROFESSIONAL INSTALLATION LASER PHOSPHOR PROJECTOR - ZU850

OPTICAL/TECHNICAL SPECIFICATIONS


Display Technology	Single DMD, 0.67" WUXGA DMD, Type A, DC3 DLP® Technology by Texas Instruments™
Native Resolution	1920 x 1200 WUXGA
Maximum Resolution	1920 x 1200 WUXGA
Brightness	8000 ANSI lumens
Contrast Ratio	2,000,000:1 (Extreme black enabled) 2000:1 (full on/full off)
Lamp Life and Type*	Up to 30,000 hrs (Eco), 20,000 hrs (Bright)
Projection Method	Front, rear, ceiling mount, table top, 360° and portrait mode operation capable
Keystone Correction	V: +/- 20 %, H: +/- 20 %
Vertical and Horizontal lens shift	±50% Vertical ±15% Horizontal
Uniformity	80%
Aspect Ratio	16:10 (Native), 16:9, 4:3, Auto
Throw Ratio	0.36:1–5.5:1 (dependent on installed lens)
Image Size	50" - 300"
Projection Distance	2.6'–115' (0.8 ~35 m)
Projection Lens	Interchangeable lenses (lens not included)
Lens Options:	BX-CTA16: 0.36:1 BX-CTA15: 0.75-0.95:1 BX-CAA01: 0.95-1.22:1 BX-CAA06: 1.22-1.52:1 BX-CAA03: 1.52-2.92:1 BX-CTA13: 2.90-5.50:1 BX-CTADOME: Dome projection
Optical Zoom	1.25x - 1.9x (dependent on installed lens)
Noise Level	32dB
Remote Control	Full Function wired remote
Operating Temperature	41–104°F (5–40°C), 85% max humidity
Power Supply	AC input 100 – 240V, 50–60 Hz
Power Consumption	770W (Bright), 395W (ECO)
High Altitude	Must manually switch to high altitude mode from 5000 feet and above (using OSD)

COMPATIBILITY SPECIFICATIONS

Computer Compatibility	HD, WUXGA, UXGA, WXGA, SXGA+, SXGA, XGA, SVGA, VGA resized, VESA, PC and Mac compatible
Video Compatibility	NTSC, PAL, SECAM, SDTV (480i), EDTV (480p), HDTV (720p, 1080i/p)
Vertical Scan Rate	24–85Hz, 120Hz
Horizontal Scan Rate	15.375–91.146KHz
User Controls	Complete on-screen menu adjustment in 13 languages
I/O Connection Ports	1 x HDMI in (version 1.4), 1 x DVI-D (only support digital signal), 1 x VGA in (D-Sub 15pin) (computer in or component), 1 x HDBaseT, 1 x 3G-SDI, 1 x VGA out (support VGA loops through to monitor) (monitor out), 1 x 3D SYNC out, 1 x HDMI out (version 1.4), 1 x RS232 (D-sub 9 pin) (PC control), 1x wired remote in (3.5mm phone jack) (Remote In), 1 x USB-type A (for WiFi adapter), 1 x mini USB (service), 1 x RJ45 (LAN)

PHYSICAL SPECIFICATIONS

Security	Kensington® Lock port, security bar and keypad lock
Weight	50.7 lbs (w/out lens)
Dimensions (W x H x D)	19" x 7.7" x 20.7" (482mm x 195mm x 525mm - with elevators)



Warranty
5-year or 12,000 hour light source warranty (whichever comes first), 3-year parts and labor limited warranty on the projector.

What's in the Box (Standard Accessories)

ZU850 projector, AC power cord, VGA to VGA cable, remote control, batteries for remote, multilingual CD-ROM user's manual, quick start card, and warranty card

Optional Accessories

Universal ceiling mount, DLP@Link™ 3D glasses, wireless adapter, remote, HDBaseT transmitter

Accessory Part Numbers

Ceiling mount: BM-9011N
Remote: BR-3074W
DLP@Link™ 3D glasses: ZD302
Wireless: WUSB-PRO
HDBaseT transmitter: 4K100TX

UPC 796435 44 044 2

*Light source life is dependent upon many factors, including brightness mode, display mode, usage, environmental conditions and more. Light source brightness can decrease over time

†3D content can be viewed with either RF or DLP Link active shutter glasses when projector is used with a compatible 3D player. RF 3D glasses require the use of the RF 3D emitter. Please visit www.OptomaUSA.com for more information

Portrait orientation must follow the recommended positions, for further information please consult with the User Manual